




# Getting the Message

## Mapping of Learning Outcomes

[www.educoot.org](http://www.educoot.org)

## Mapping of Learning Outcomes & Worksheets

<i>Module</i>	<i>Learning outcome</i>	<i>Page number</i>
<p><b>READING</b></p> 	<p>(R1) Recognise some familiar words independently including some that are commonly used and personally relevant</p>	<p>Pages 52 to 55 (Family words)                      Pages 59 to 60 (More family words)                      Page 94 (House words)                      Page 96 (Bathroom words)                      Page 97 (Living room words)                      Page 99 (Household words)                      Page 101 (Counties in Ireland)                      Page 103 (Address)                      Page 104 (Renting)                      Page 106 (Emergency calling)                      Pages 108 to 112 (Days of the week)                      Page 114 (Months)                      Page 115 (Calendar)                      Page 116 (Calendar words)                      Page 120 (Foods)                      Page 121 (Tea)                      Page 122 (Cooking words)                      Page 124 (Question words)                      Page 125 (Taste)                      Page 126 (Smoothie)                      Page 127 (Food words)                      Page 128 (Fruit)                      Page 131 (Fruit and vegetables)</p>

		<p>Pages 135 to 136 (Activities)</p> <p>Page 138 (Personal form headings)</p> <p>Page 140 (Health words)</p> <p>Page 143 (Keeping healthy)</p> <p>Pages 146 to 147 (Colours)</p> <p>Page 151 (Text abbreviations)</p> <p>Page 153 (Learning items)</p> <p>Page 156 to 157 (Weather words)</p> <p>Page 158 (Routine)</p> <p>Page 161 (Good habits)</p> <p>Page 163 (Household bills)</p> <p>Page 167 (Prepositions)</p> <p>Page 169 (Laundry words)</p> <p>Page 171 (Places)</p> <p>Page 175 to 176 (Interests)</p> <p>Page 178 (Birds)</p> <p>Page 179 (Review)</p> <p>Page 181 (Directions)</p> <p>Page 182 (Road signs)</p> <p>Page 184 (Shoes)</p> <p>Pages 189 to 190 (Menu words)</p> <p>Page 193 (Menus)</p> <p>Pages 195 to 197 (Airport words)</p> <p>Page 198 to 199 (Hotel words)</p> <p>Page 205 to 207 (Shopping words)</p> <p>Page 216 (Job words)</p> <p>Page 222 (Job types)</p>
--	--	---

		<p>Pages 223 to 225 (Email words)</p> <p>Page 235 (Bus words)</p> <p>Page 236 (Homonyms)</p> <p>Page 237 (Describing words)</p> <p>Page 239 (Transport words)</p> <p>Page 243 (Personal details)</p> <p>Page 244 (Questions + NVC)</p> <p>Page 246 (Work questions)</p> <p>Page 247 (Hand washing)</p>
	(R2) Interpret some common symbols and signs in familiar contexts	<p>Page 20 (Kitchen icons)</p> <p>Page 94 (House diagram)</p> <p>Page 95 (Room plan)</p> <p>Page 96 (Hygiene icons)</p> <p>Page 97 (3D Living room plan)</p> <p>Page 98 (Bedroom image)</p> <p>Page 99 (Household icons)</p> <p>Page 100 (Kitchen icons)</p> <p>Page 101 (Counties in Ireland - map)</p> <p>Page 121 (Tea icons)</p> <p>Page 126 (Smoothie icons)</p> <p>Page 128 (Fruit icons)</p> <p>Page 129 (Table setting diagram)</p> <p>Page 132 (Decorating cake images)</p> <p>Page 133 (Lifestyle diagram)</p> <p>Pages 134 to 135 (Activity icons)</p> <p>Page 137 (Icons)</p> <p>Page 177 (Beach signs)</p>

		<p>Page 181 (Directions – road plan)  Page 182 (Road signs)  Page 191 (Star ratings)  Page 193 (Menu icons)  Page 197 (Airport signs)  Page 199 (Hotel icons)  Page 215 (Worker images)  Page 220 (Reading a picture)  Page 221 (Work texts)  Page 222 (Job types icons)  Page 240 to 242 (Work signs)  Page 246 (Job icons)  Page 247 (Hand washing sign + symbols)</p>
	<p>(R3) Demonstrate awareness of text conventions, print material and the alphabet, e.g. reading from left to right, top to bottom, concept of a sentence, brand names and logos on print materials, recognising cues and clues, seeking the amount payable on a bill</p>	<p>Pages 5 to 9 (Text conventions)  Pages 10 to 15 (Alphabet)  Page 56 (Dates)  Pages 70 to 72 (Sentences)  Page 74 (Sentences)  Page 75 (Questions)  Page 76 (Sentences)  Page 77 (Text conventions)  Page 89 (Joining sentences)  Page 99 (Household words – image clues)  Page 102 (Answering questions)  Page 105 (Looking in detail)  Pages 108 to 112 (Days of the week)  Page 118 (Sentences)</p>

		<p>Page 123 (Sounding out, Alphabet)</p> <p>Page 123 (Sounding out – image clues)</p> <p>Page 124 (Questions)</p> <p>Page 126 (Sentences, image clues)</p> <p>Page 128 (Fruit – image clues)</p> <p>Page 137 (Sentences)</p> <p>Page 138 (Block capitals)</p> <p>Page 141 (Dentist - sentences)</p> <p>Page 143 (Keeping healthy - sentences)</p> <p>Page 147 (Colours – sentences)</p> <p>Page 154 (Questions)</p> <p>Page 158 (Questions)</p> <p>Page 160 (Questions)</p> <p>Page 167 (Prepositions)</p> <p>Page 178 (Birds - repetition)</p> <p>Page 184 (Shoes - image clues)</p> <p>Page 193 (Menus - sentences)</p> <p>Page 218 (Proofreading)</p> <p>Page 226 (Questions)</p> <p>Page 239 (Completing sentences)</p> <p>Page 243 (Personal details - form)</p> <p>Page 246 (Work questions)</p>
	(R4) Make sense of simple personally relevant sentences containing familiar words	<p>Page 21 (Using am sound in sentence)</p> <p>Page 46 (Love)</p> <p>Page 47 (Farm)</p> <p>Page 52 (Family)</p> <p>Page 61 (Own question)</p>

		<p>Page 67 (Personal detail)</p> <p>Page 68 (Family sentences)</p> <p>Page 82 (Irish word/saying)</p> <p>Pages 83 to 84 (Present, past, future)</p> <p>Page 96 (Bathroom product)</p> <p>Page 101 (County you live in)</p> <p>Page 102 (Where you live)</p> <p>Page 113 (Days of week)</p> <p>Page 130 (Sugar)</p> <p>Page 136 (Activities)</p> <p>Page 143 (Keeping healthy)</p> <p>Page 151 (Text message)</p> <p>Page 155 (Likes and dislikes)</p> <p>Page 157 (Weather)</p> <p>Page 162 (Common routines)</p> <p>Page 176 (Tourism)</p> <p>Page 177 (Beach)</p> <p>Page 200 (Weekend plans)</p> <p>Page 201 (Sightseeing)</p> <p>Page 203 (Postcard)</p> <p>Page 225 (Email)</p> <p>Page 239 (Transport)</p> <p>Page 241 (Fall - sentence)</p> <p>Page 243 (Personal details - form)</p>
	(R5) Use word identification strategies, e.g. context of words, sight sounds, word endings	<p>Pages 19 to 49 (CVC words, sounds)</p> <p>Pages 79 to 80 (Plurals)</p> <p>Page 81 (Compound words)</p>

		<p>Page 85 (Male, Female) Page 86 (Tongue twisters) Page 87 (Describing words) Page 88 (Opposites) Page 90 (Similes) Page 91 (Contractions - didn't &amp; don't) Page 92 (Root words + ing) Page 94 (House words - context) Pages 108 to 112 (Days of the week) Page 118 (Words in context) Page 120 (Categories) Page 122 (Alphabetical order) Page 123 (Sounding out) Page 125 (Taste - initial sounds) Page 127 (Key words) Page 129 (Contractions) Page 131 (Context) Page 132 (Image clues) Page 137 (Contraction - it's) Page 139 (Context, image clues) Page 140 (Alphabetical order) Page 144 (Finding words in words) Page 151 (Text abbreviations - context) Page 156 (Weather words - context) Pages 164 to 165 (Best answers) Page 169 (Laundry - key words) Page 174 (Sounds)</p>
--	--	--



		<p>Page 175 (Interests – ing words)</p> <p>Page 176 (Interests)</p> <p>Page 177 (Beach signs – image clues)</p> <p>Page 194 (Context)</p> <p>Page 210 (Anagrams)</p> <p>Page 213 (Rhyming words)</p> <p>Page 215 (Workers – sentences)</p> <p>Page 217 (Context)</p> <p>Page 219 (Odd one out)</p> <p>Page 220 (Image – clues)</p> <p>Page 221 (Work texts – image clues)</p> <p>Page 228 (Abbreviations)</p> <p>Page 233 (Sounds)</p> <p>Page 236 (Homonyms)</p> <p>Page 237 (Describing work things)</p> <p>Page 239 (Transport – repetition)</p> <p>Page 243 (Personal details – form. context)</p>
	<p>(R6) Identify the nature of familiar documents, e.g. bills, junk mail, instructions</p>	<p>Page 56 (Note)</p> <p>Page 64 (Message)</p> <p>Page 101 (Counties in Ireland – map)</p> <p>Page 103 (Address)</p> <p>Page 104 (Renting advert)</p> <p>Page 112 (Schedule)</p> <p>Page 115 (Calendar)</p> <p>Page 121 (Instructions)</p> <p>Page 138 (Personal form)</p> <p>Page 151 (Text message)</p>


		<p>Page 163 (Water bill)</p> <p>Page 166 (Describing words 2)</p> <p>Page 177 (Warning beach signs)</p> <p>Page 179 (Movie review)</p> <p>Page 181 (Directions)</p> <p>Page 191 (Customer feedback)</p> <p>Page 195 (Table)</p> <p>Page 196 (Air ticket)</p> <p>Page 198 (Dialogue)</p> <p>Page 206 (Product advert)</p> <p>Page 208 (Label)</p> <p>Page 209 (Price tags)</p> <p>Page 218 (Notice - proofreading)</p> <p>Page 225 (Email)</p> <p>Pages 227 to 228 (Job ad)</p> <p>Page 243 (Application form)</p>
<b>WRITING</b>	(W1) Write some familiar words for different purposes, e.g. own name and address	<p>Page 67 (Personal words)</p> <p>Page 73 (Name)</p> <p>Page 83 (Present and past activities)</p> <p>Page 84 (Future activity)</p> <p>Page 94 (Favourite room)</p> <p>Page 102 (Where you live)</p> <p>Page 103 (Address)</p> <p>Page 112 (Schedule)</p> <p>Page 119 (Healthy meals)</p> <p>Page 120 (Favourite meal)</p>



		<p>Page 123 (Foods)  Page 124 (Questions)  Page 128 (Fruit)  Page 132 (Favourite cake)  Page 133 (Healthy habit)  Page 138 (Personal form details)  Page 151 (Text abbreviations)  Page 155 (Likes and dislikes)  Page 158 (Routine)  Page 162 (My day)  Page 166 (Describing words 2)  Page 167 (Prepositions)  Page 171 (Place you like to go to)  Page 173 (Places)  Page 183 (Own safety sign)  Page 184 (Shoes)  Page 189 (Menu items)  Page 237 (Describing work things)  Page 239 (Transport words)  Page 240 to 242 (Work sign words)  Page 243 (Personal details - form)</p>
	(W2) Transcribe simple information in specific order, e.g. phone number, days of the week	<p>Page 63 (Family words)  Page 118 (Sentences)  Page 124 (Question words)  Page 128 (Fruit words)  Page 129 (Contractions)  Page 134 (Water)</p>

		<p>Page 227 (Job ad)</p> <p>Page 239 (Transport words)</p> <p>Page 242 (Posting label)</p> <p>Page 243 (Personal details - form)</p>
	<p>(W3) Write for different personal and socially relevant audiences, e.g. personal shopping list/reminder, sending a card/postcard, sending a text message, competition entry</p>	<p>Page 62 (Thank you note)</p> <p>Page 64 (Message)</p> <p>Page 66 (Invitation)</p> <p>Page 97 (Living room labels)</p> <p>Page 103 (Envelope - address)</p> <p>Page 112 (Schedule)</p> <p>Page 120 (Foods - table)</p> <p>Page 128 (Crossword)</p> <p>Page 138 (Personal form)</p> <p>Page 161 (Text message)</p> <p>Page 159 (Timetable)</p> <p>Page 179 (Movie review)</p> <p>Page 183 (Own safety sign)</p> <p>Page 189 (Menu)</p> <p>Page 191 (Customer feedback)</p> <p>Page 203 (Postcard)</p> <p>Page 207 (Shopping crossword)</p> <p>Page 212 (Shopping list)</p> <p>Page 221 (Labelling)</p> <p>Page 224 (Email address)</p> <p>Page 232 (Jobs crossword)</p> <p>Page 243 (Personal details - form)</p>

	<p>(W4) Use some rules of writing appropriately, e.g. use of capital letters to start a sentence, write a sentence correctly</p>	<p>Pages 16 to 18 (CVC words)  Page 64 (Message)  Pages 70 to 72 (Sentences)  Page 74 (Sentences)  Page 75 (Questions)  Page 76 (Sentences)  Pages 79 to 80 (Plurals)  Page 81 (Compound words)  Page 85 (Male, Female)  Page 87 (Describing words)  Page 88 (Opposites)  Page 89 (Joining sentences)  Page 90 (Similes)  Page 91 (Contractions - didn't &amp; don't)  Page 92 (Root words + ing)  Page 103 (Address)  Pages 108 to 111 (Days of the week - capitals)  Page 118 (Sentences)  Page 129 (Contractions)  Page 130 (Sugar - sentences)  Page 138 (Filling in form)  Page 200 (Weekend plans)  Page 203 (Postcard)  Page 218 (Proofreading)  Page 240 to 242 (Sign words)  Page 241 (Fall - sentence)  Page 243 (Personal details - form, capital letters)</p>
--	--	---


<h2 style="text-align: center; margin: 0;">NONVERBAL COMMUNICATION</h2> <div style="text-align: center; margin-top: 20px;">  </div>	<p>(NVC1) Use appropriate nonverbal behaviour to secure and maintain the attention of another</p>	<p>Page 35 (Nonverbal communication)  Page 58 (Facial expressions)  Page 60 (Answering without speaking)  Page 61 (Using NVC when conversing)  Page 62 (Saying thank you)  Page 73 (Introductions + NVC)  Page 75 (Asking questions – tone of voice)  Page 102 (Talking + NVC)  Page 122 (Cooking methods + NVC)  Page 126 (Making smoothie + NVC)  Page 132 (Instructions + NVC)  Page 142 (Feeling sick + NVC)  Page 152 (Gestures)  Page 154 (Nonverbal communication)  Page 156 (Giving a weather report)  Page 160 (Answering without speaking)  Page 168 (Nonverbal messages)  Page 172 (Charades)  Page 180 (Facial expressions)  Page 181 (Giving directions).  Page 185 (Greetings + gestures)  Page 187 (Using nonverbal messages)  Page 190 (Being friendly)  Page 229 (Body language)  Page 231 (Body language at work)  Page 234 (Meeting role-play)</p>

		<p>Page 238 (Traffic officer role-play)</p> <p>Page 244 (Using appropriate NVC)</p> <p>Page 246 (Asking without speaking)</p> <p>Page 248 (Situations role-play)</p>
	(NVC2) Communicate an idea/request non-verbally	<p>Page 57 (Adding gestures to description)</p> <p>Page 60 (Answering questions)</p> <p>Page 61 (Using NVC when conversing)</p> <p>Page 73 (Introductions + NVC)</p> <p>Page 154 (Nonverbal communication)</p> <p>Page 172 (Playing charades)</p> <p>Page 198 (Booking into a hotel)</p> <p>Page 206 (Presenting ideas nonverbally)</p> <p>Page 209 (Prices)</p> <p>Page 225 (Emoticons)</p> <p>Page 226 (Matching images to ideas)</p> <p>Page 231 (Nonverbal at work)</p> <p>Page 234 (Meeting role-play - responding)</p> <p>Page 238 (Directing traffic)</p> <p>Page 242 (Nonverbal message)</p> <p>Page 243 (Interview role-play)</p> <p>Page 244 (Using appropriate NVC)</p> <p>Page 246 (Asking without speaking)</p> <p>Page 247 (Responding nonverbally to questions)</p> <p>Page 248 (Handwashing technique)</p> <p>Page 249 (Expressing opinions)</p>
	(NVC3) Respond to body language, e.g. facial expression, gesture	<p>Page 61 (Using NVC when conversing)</p> <p>Page 152 (Gestures)</p>

		<p>Page 127 (Expressing like/dislike)</p> <p>Page 172 (Reading body language – image)</p> <p>Page 192 (Responding to waitress)</p> <p>Page 211 (Responding to body language)</p> <p>Page 216 (Responding to NVC)</p> <p>Page 220 (Responding to image)</p> <p>Page 229 (Responding)</p> <p>Page 230 (Following nonverbal instructions)</p> <p>Page 244 (Using appropriate NVC)</p>
	(NVC4) Respond to common place signs and symbols, e.g. exit, no entry, hazard symbols	<p>Page 20 (Kitchen icons)</p> <p>Page 99 (Household icons)</p> <p>Page 121 (Tea icons)</p> <p>Page 130 (Sugar free sign)</p> <p>Page 133 (Lifestyle diagram)</p> <p>Page 177 (Beach signs)</p> <p>Page 182 (Road signs)</p> <p>Page 183 (Own safety sign)</p> <p>Page 197 (Airport signs)</p> <p>Page 199 (Hotel icons)</p> <p>Page 216 (Signs at work)</p> <p>Page 222 (Job types)</p> <p>Page 240 to 242 (Work signs)</p> <p>Page 246 (Job icons)</p> <p>Page 247 (Hand washing)</p>
	(NVC5) Sequence images/symbols associated with a familiar activity and or process, e.g. loading a washing	<p>Pages 10 to 14 (Alphabet)</p> <p>Page 38 (Word scramble)</p> <p>Page 44 (Anagrams)</p>



	<p>machine, turning on a mobile phone/microwave, using a public pay phone, car parking station, vending machine, looking at a short cartoon strip, supermarket express checkouts, mixing a food product such as soup/baby's bottle</p>	<p>Page 47 (Word scramble)  Page 63 (Word scramble – family words)  Page 73 (Greeting construction)  Page 96 (Bathroom)  Page 112 (Times of day)  Page 121 (Making tea)  Page 126 (Making a smoothie)  Page 132 (Decorating cake)  Page 135 (Activities)  Page 137 (Heat stroke icons)  Page 150 (Things to do)  Page 153 (Class activity)  Page 168 (Facial expressions)  Page 173 (Places)  Page 225 (Parts of an email)  Page 226 (Tree)  Page 246 (Job tasks)  Page 247 (Hand washing)</p>
<p><b>LISTENING &amp; SPEAKING</b></p>	<p>(LS1) Listen to obtain information, e.g. weather forecast, talking clock, traffic report</p>	<p>Page 19 (Listening to words/sounds)  Page 27 (Listening to words/sounds)  Page 35 (Listening to words/sounds)  Page 57 (Listening to questions)  Page 60 (Listening to questions)  Page 61 (Listening – conversation)  Page 65 (Family information)  Page 86 (Tongue twisters)</p>

		<p>Page 106 (Listening to information)  Page 141 (Dentist)  Page 156 (Weather report)  Page 190 (Restaurant specials)  Page 194 (Announcement)  Page 201 (Places)  Page 211 (Voice message)  Page 238 (Job description)  Page 245 (Telephone message)  Page 248 (Listening to tutor reading situations)</p>
	<p>(LS2) Follow clear succinct instruction in familiar contexts</p>	<p>Page 95 (Room plan)  Page 98 (Bedroom image)  Page 100 (Kitchen icons)  Page 112 (Schedule)  Page 146 (Garden image)  Page 230 (Job activities)  Page 234 (Work instructions)  Page 238 (Greengrocer)  Page 245 (Interview telephone message)  Page 247 (Hand washing)</p>
	<p>(LS3) Explore ideas and new vocabulary that is relevant and appropriate to a personal situation, orally e.g. planning a holiday or social event</p>	<p>Page 52 (Family words)  Page 82 (Irish slang)  Page 90 (Similes)  Page 95 (Room plan)  Page 97 (Living room words)  Page 99 (Household words)  Page 100 (Kitchen icons)</p>

		<p>Page 101 (Counties in Ireland – map)</p> <p>Page 106 (Emergency calling)</p> <p>Page 133 (Lifestyle)</p> <p>Page 140 (Health words)</p> <p>Pages 146 to 147 (Colours)</p> <p>Page 181 (Directions)</p> <p>Page 182 (Road signs)</p> <p>Page 200 (Weekend plans)</p> <p>Page 216 (Job words)</p> <p>Page 235 (Bus words)</p> <p>Page 240 to 242 (Sign words)</p> <p>Page 245 (Interview words)</p>
	<p>(LS4) Interact appropriately in a narrow range of formal and informal social situations, e.g. in relation to greeting, leaving, seeking information/assistance from an employer/doctor/family member/friend</p>	<p>Page 57 (Group discussion)</p> <p>Page 61 (Pairs – conversation)</p> <p>Page 62 (Saying thank you)</p> <p>Page 73 (Introduce self)</p> <p>Page 142 (Talking to the doctor)</p> <p>Page 149 (Talking about self)</p> <p>Page 181 (Giving &amp; taking directions)</p> <p>Page 185 (Greetings)</p> <p>Page 186 (Small talk)</p> <p>Page 188 (Role-play restaurant situations)</p> <p>Page 190 (Role-play waiter/waitress)</p> <p>Page 202 (Discussion - travel)</p> <p>Page 244 (Using appropriate NVC)</p> <p>Page 246 (Answering work questions)</p>

	<p>(LS5) Express opinions, facts and feelings in response to familiar and/or personal situation, e.g. using speech, gesture or signing as appropriate</p>	<p>Page 51 (Talking about family picture)  Page 54 (Talking about own family)  Page 57 (Talking about family history)  Page 82 (Talking about Irish slang)  Page 90 (Talking about similes)  Page 95 (Talking about room plan)  Page 101 (Talking about counties in Ireland)  Page 102 (Talking about area)  Page 129 (Talking about table setting)  Page 130 (Talking about sugar)  Page 139 (Talking about life balance)  Page 140 (Talking about health)  Page 156 (Talking about the weather)  Page 176 (Talking about interests)  Page 188 (Talking about eating out)  Page 202 (Talking about travelling)  Page 220 (Image – clues)  Page 248 (Expressing feelings)</p>
	<p>(LS6) Communicate about the past, present and future activities</p>	<p>Page 51 (Family picture – present tense)  Page 53 (Family questions – present tense)  Page 54 (Family – present tense)  Page 57 (Family history)  Page 60 (Answering questions about present)  Page 61 (Conversing about the present)  Page 64 (Writing message – future request)  Page 67 (Personal words in the present)  Page 83 (Present and past activities)</p>

		Page 84 (Future activity) Page 87 (Describing in the present) Page 91 (Don't, didn't) Page 101 (Talking about Ireland – present) Page 102 (Where you live – present) Page 113 (Today, yesterday, tomorrow) Page 202 (Talking about past – travelling) Page 244 (Communicating – nonverbal present) Page 246 (Work questions in present)
--	--	---